

Important Tips (Please read carefully before using)

1. ME435 is a professional testing equipment, and must have professional trained personnel to operate. Please visit our website: www.rogowski.cn to download the latest manual.

2. Voltage input:

(1) If the input line voltage is higher than 600V, PT should be considered. For easy maintenance, it is recommended to use wiring bar.

(2) For wiring safety and lightning protection, it is recommended to connect 1A fuse at voltage input terminal.

3. Current input:

(1) ME435 can be connected to Rogowski coil or voltage type output CT. When used, the host machine shall be set to adapt to different types of current sensors.

(2) Rogowski coil has different colors, Normally, yellow corresponds to phase A, green corresponds to phase B, red corresponds to phase C.

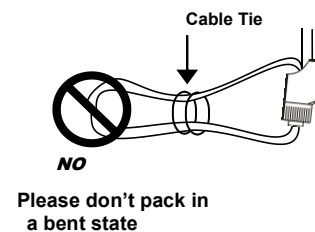
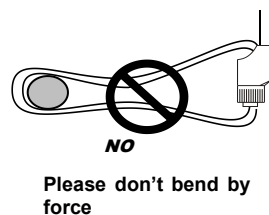
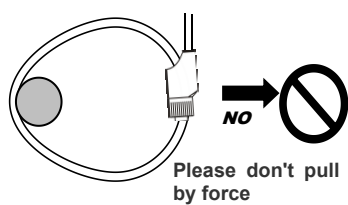
4. The connection mode must be consistent with the host setting, otherwise it will lead to serious error results. Such as single-phase, three-phase three wire system and three-phase four wire system.

5. The phase sequence of current and voltage must be consistent, the coil of IA must be set on the voltage line corresponding to UA, IB corresponds to UB and IC corresponds to UC.

6. The current direction must be consistent with the arrow direction on the Rogowski coil connector.

7. Is the skin of Rogowski coil or cable damaged or exposed? When there is damage, it will cause an electric shock accident. Please do not use it, and contact our after-sales department.

8. Rogowski coil is a precision current sensor, and the following behaviors will cause inaccurate measurement and may damage the product. The reasonable way is to make coil vertical weight centered, wire or bus bar is padded with insulation skin or other insulating materials.



9. The sensor must be connected to the current interface. If the sensor is not connected, there will be random jumping current. The sensor should be closed and away from the electromagnetic environment.

10. For other questions or business cooperation, please call +862164850006.

Wechat&Mob: 18367801137.

Frequently Asked Questions (Please read carefully before using)

1. Why is active power negative?

Answer: Active power is related to the coil direction and whether the voltage and current correspond. Please confirm whether the coil direction is correct and whether the current and voltage correspond.

2. Why is the power factor (PF) negative?

Answer: The positive and negative of power factor and active power are the same, which is related to the coil direction, voltage and current. Please confirm whether the coil direction is correct, and whether the current and voltage correspond.

3. Why is reactive power negative?

Answer: The negative value indicates a capacitive load, independent of the direction of the coil and will not affect the accumulation of active energy.

4. Will the negative value of active power affect active energy?

Answer: When the active power is negative, the active energy does not accumulate, and there will be no reduction in active energy.

5. Can ME435 measure frequency conversion?

Answer: You can only measure the power frequency of 45-65Hz, you can't directly measure the output end of the frequency converter. You can measure the input end of the frequency converter, but you should stay away from the frequency converter (the interference is relatively large).

6. How to measure the high voltage?

Answer: You're gonna use a transformer, reduce the voltage to 100-500V.